

# DICK CEPEK TYRE RANGE

**DICK CEPEK  
TRAIL COUNTRY**



**DICK CEPEK  
FUN COUNTRY**



**DICK CEPEK  
TRAIL COUNTRY EXP**



**DICK CEPEK  
EXTREME COUNTRY**



# DICK CEPEK

## TYRE RANGE

### DICK CEPEK TRAIL COUNTRY




**STEPPED SHOULDER GROOVES**  
For better grip and more stability.




**MULTI-DRAFT GROOVES**  
For maximum self-cleaning.



**OPEN TREAD DESIGN**  
With longitudinal grooves that aid self-cleaning.



**INTERNAL FULL DEPTH SIPING**  
Gives more grip on worn tyres and improves wear by less chipping and tearing.



**ROUND SHOULDER EDGES**  
Means a more comfortable ride and less tracking helping to reduce fatigue over long distances.

ITEM	TYRE SIZE	LOAD RATING	SPEED RATING	OD (MM)	TREAD DEPTH (MM)
16"	90000002031 LT265/70R16	121R	R	777	11.7
17"	90000002041 255/65R17	110	T	763	9.3
	90000002043 265/65R17	112	T	777	9.3
18"	90000002042 265/60R18	110	T	775	9.3
	90000002044 265/65R18	114	T	800	9.3

# DICK CEPEK FUN COUNTRY




**ANGLED 3-PLY SIDEWALLS**  
Provides better handling, increased puncture resistance in the sidewall.



**OFFSET SIDEWALL TREAD WITH SIPES**  
Reduces lug tearing by taking pressure across the sidewall instead of just the lug. Sipes provide grip on slippery surfaces such as wet rocks.



**360° SCALLOPED RIB**  
Provides additional off-road traction and reduces lug tearing by spreading the traction further down the sidewall.



**NOTCHED SHOULDER EDGES**  
Improves off-road traction and reduces lug tearing with alternating notched segments.



**OFFSET CIRCUMFERENTIAL GROOVES**  
Provides excellent off-road traction and increased water dispersion on bitumen.



**LARGE SURFACE TREAD ELEMENTS**  
Provides positive grip and even wear for on and off-road performance.



**WIDE STEPPED GROOVES**  
Provides excellent off-road traction with amazing cleaning abilities.

	ITEM	TYRE SIZE	LOAD RATING	SPEED RATING	OD (MM)	TREAD DEPTH (MM)
16"	90000001953	LT265/75R16	123/120	Q	812	14.7
	90000001954	LT285/75R16	126	Q	835	14.7
	90000001955	LT305/70R16	124	Q	840	14.7
	90000001956	LT315/75R16	127	Q	876	14.7
17"	90000001959	LT305/65R17	121	Q	828	14.7
	90000001957	LT265/70R17	121	Q	804	14.7
	90000001958	LT285/70R17	121	Q	838	14.7
	90000001960	LT315/70R17	121	Q	878	14.7
18"	90000001962	LT275/70R18	125	Q	840	14.7
	90000001963	LT305/60R18	121/118	Q	828	14.7
	90000001931	LT305/70R18	126	Q	891	14.7
20"	90000001935	LT35X12.50R20	121	Q	883	14.7
	90000001934	LT275/65R20	126/123	Q	868	14.7
	90000001932	LT285/55R20	122	Q	828	14.7
	90000001933	LT305/55R20	121	Q	848	14.7
	90000001936	LT37X12.50R20	126	P	932	14.7

# DICK CEPEK TRAIL COUNTRY EXP



## SILICA REINFORCED COMPOUND

Silica reinforced compound for cut and chip resistance and improved wet traction.



## DEEP TREAD

Large, deep tread elements for excellent on and off road capability and wear.



## HIGH TENSILE BODY PLY CORD

The high tensile body ply cord enhances sidewall strength with reduced ride harshness and weight.



## TREAD SIPES

Squeeze water out from under the tyre which improves grip on sealed wet and greasy roads.

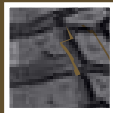
	ITEM	TYRE SIZE	LOAD RATING	SPEED RATING	OD (MM)	TREAD DEPTH (MM)
15"	90000034188	LT31X10.50R15	109	Q	782	14.7
	90000034189	LT33X12.50R15	108	Q	828	14.7
	90000034230	LT35X12.50R15	113	Q	828	14.7
16"	90000034233	LT305/70R16	124/121	Q	840	14.7
	90000034231	LT265/75R16	123/120	Q	810	14.7
	90000034232	LT285/75R16	126/123	Q	838	14.7
	90000034234	LT315/75R16	127/124	Q	883	14.7
17"	90000034949	LT265/65R17	121/118	Q	774	14.7
	90000034237	LT305/65R17	121/118	Q	835	14.7
	90000034235	LT265/70R17	121/118	Q	804	14.7
	90000034236	LT285/70R17	121/118	Q	840	14.7
	90000034238	LT295/70R17	121/118	Q	853	14.7
	90000034239	LT315/70R17	121/118	Q	878	14.7
18"	90000034980	LT265/60R18	119	Q	775	14.7
	90000034241	LT285/65R18	125/122	Q	838	14.7
	90000034240	LT275/70R18	125/122	Q	848	14.7
	90000034242	LT295/70R18	129/126	Q	873	14.7
	90000034243	LT305/70R18	126/123	Q	890	14.7
20"	90000034244	LT285/55R20	122/119	Q	828	14.7
	90000034245	LT305/55R20	121/118	Q	848	14.7
	90000034246	LT275/65R20	126/123	Q	881	14.7
	90000034247	LT35X12.50R20	121	Q	883	14.7

# DICK CEPEK EXTREME COUNTRY



## DEEP TREAD

Gives you better on-road traction and more mileage.



## WIDE CIRCUMFERENTIAL GROOVES

For increased water dispersion and better self-cleaning ability off-road.




## LARGE SCALLOPED ALTERNATING LUGS

For fresh bite in the mud with every revolution.



## TREAD SIPES

Squeeze water out from under the tyre which improves grip on sealed wet and greasy roads.



## TRADEMARK 'DC' SIDEBITERS

For added traction and sidewall protection.

Aust. Registered Design No. 361405

	ITEM	TYRE SIZE	LOAD RATING	SPEED RATING	OD (MM)	TREAD DEPTH (MM)
15"	90000024310	LT31X10.50R15	109	Q	777	15.1
	90000024324	LT33X10.50R15	114	Q	828	15.1
	90000024312	LT33X12.50R15	108	Q	833	15.9
	90000024311	LT35X12.50R15	113	Q	881	15.9
16"	90000024313	LT305/70R16	124	Q	838	15.1
	90000024291	LT245/75R16	120	Q	777	14.3
	90000024292	LT265/75R16	123	Q	805	14.7
	90000024293	LT285/75R16	126	Q	833	14.7
	90000024294	LT315/75R16	127	Q	881	15.5
	90000024295	LT235/85R16	120	Q	807	14.3
	90000024326	LT255/85R16	123	Q	833	14.7
17"	90000024315	LT305/65R17	121	Q	833	15.5
	90000024297	LT265/70R17	121	Q	804	14.7
	90000024298	LT285/70R17	121	Q	835	14.7
	90000024299	LT295/70R17	121	Q	850	14.7
	90000024316	LT315/70R17	121	Q	876	15.5
	90000031540	LT35X12.50R17	119	Q	883	15.9
	90000031541	LT37X12.50R17	124	P	932	16.7
18"	90000024323	LT305/60R18	121	Q	828	17.1
	90000024322	LT295/70R18	129	Q	871	14.7
	90000024320	LT305/70R18	126	Q	889	15.5
	90000031542	LT35X12.50R18	118	Q	883	15.9
20"	90000024321	LT305/55R20	121	Q	848	15.5
	90000024314	LT35X12.50R20	121	Q	881	15.9
	90000031543	LT37X12.50R20	126	P	929	16.7